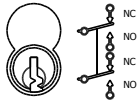
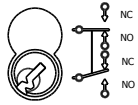


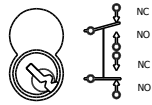
Key & Switch Positions



Key pos. 1
Swt. pos. 1




Key pos. 2
Swt. pos. 2



Key pos. 3
Swt. pos. 3

Remove Key



Key pos. 1 only
Swt. pos. 1, 2, and 3

CONTACT RATING

15A 125vac, 15A 250vac
Resistive

SWITCH TYPE

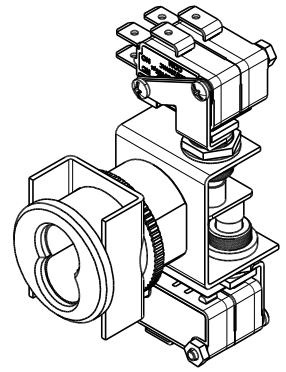
P2-(4) SPDT
(Single pole - Double Throw)

SWITCH ACTION

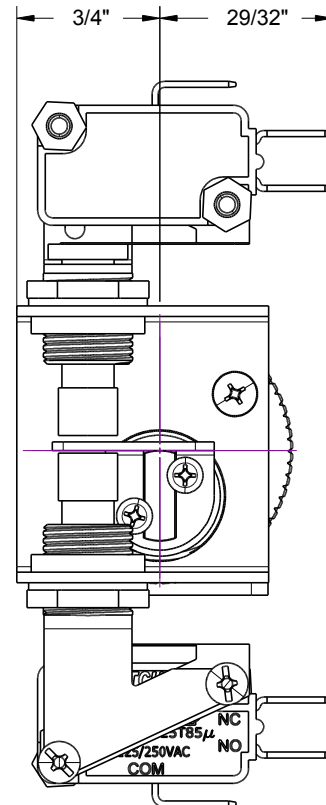
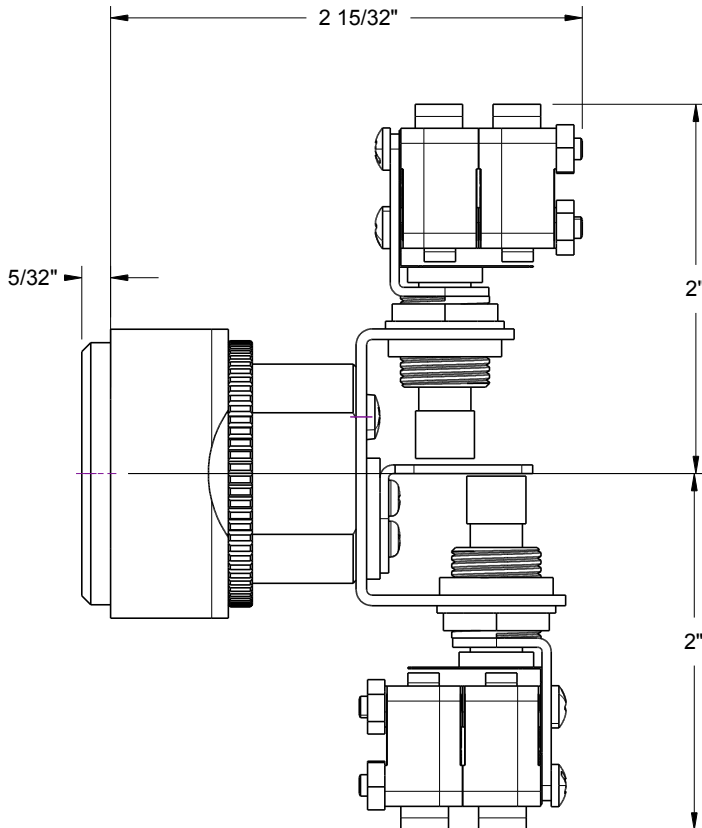
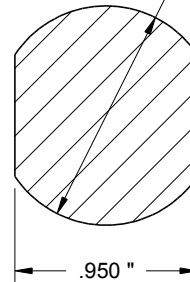
Momentary
on-on

KEY ROTATION

30° Clockwise-on
30° Counter Clockwise-off



Ø1 5/32" MOUNTING HOLE



E.T.I. Products

INSTALLATION DATA FOR E.T.I. SWITCH LOCKS

PTN NO. ETIDATA1	LEVELS L-33,34	SERIES IC	DATE 3/26/2011	TEMPLATE NO.	REV	LOCK NO. ICES67R4
---------------------	-------------------	--------------	-------------------	--------------	-----	----------------------